

HOW THE ELECTRONIC GENERAL MEETING IS HELD

The general meeting is held via the general meeting portal. It is important that you log into the portal in order to attend the general meeting. Here, you will be able to livestream the general meeting, write questions/comments concerning the agenda items, and vote in any ballots.

ATTENDING AN GENERAL MEETING

The general meeting is transmitted via livestreaming (webcast) in the VGM portal. It is important that you log into the portal in order to attend the general meeting.

QUESTIONS/COMMENTS

After the presentation of each agenda item, there will, as usual, be an opportunity to submit questions and comments to the proposals in writing via the general meeting portal. Your question/comment will be read out and subsequently answered verbally. You must be logged in to the portal to write a post.

BALLOTS

If an agenda item is put to vote, this will clearly appear in the general meeting portal. You must be logged in to the portal to cast your vote. If you have submitted a proxy/postal vote prior to the general meeting, you will not have the opportunity to vote at the general meeting itself.

TECHNICAL REQUIREMENTS IN CONNECTION WITH AN ELECTRONIC GENERAL MEETING

We recommend that before the general meeting starts, you make sure that the device you are using to attend fulfils the following requirements.

BROWSER

The general meeting portal can be accessed in 'evergreen browsers' on PC/Mac, mobile and tablet/iPad. Safari is also supported, even though it is not an evergreen browser.

PC/ANDROID

The electronic general meeting portal will run in Edge, Chrome, Firefox and Opera browsers.

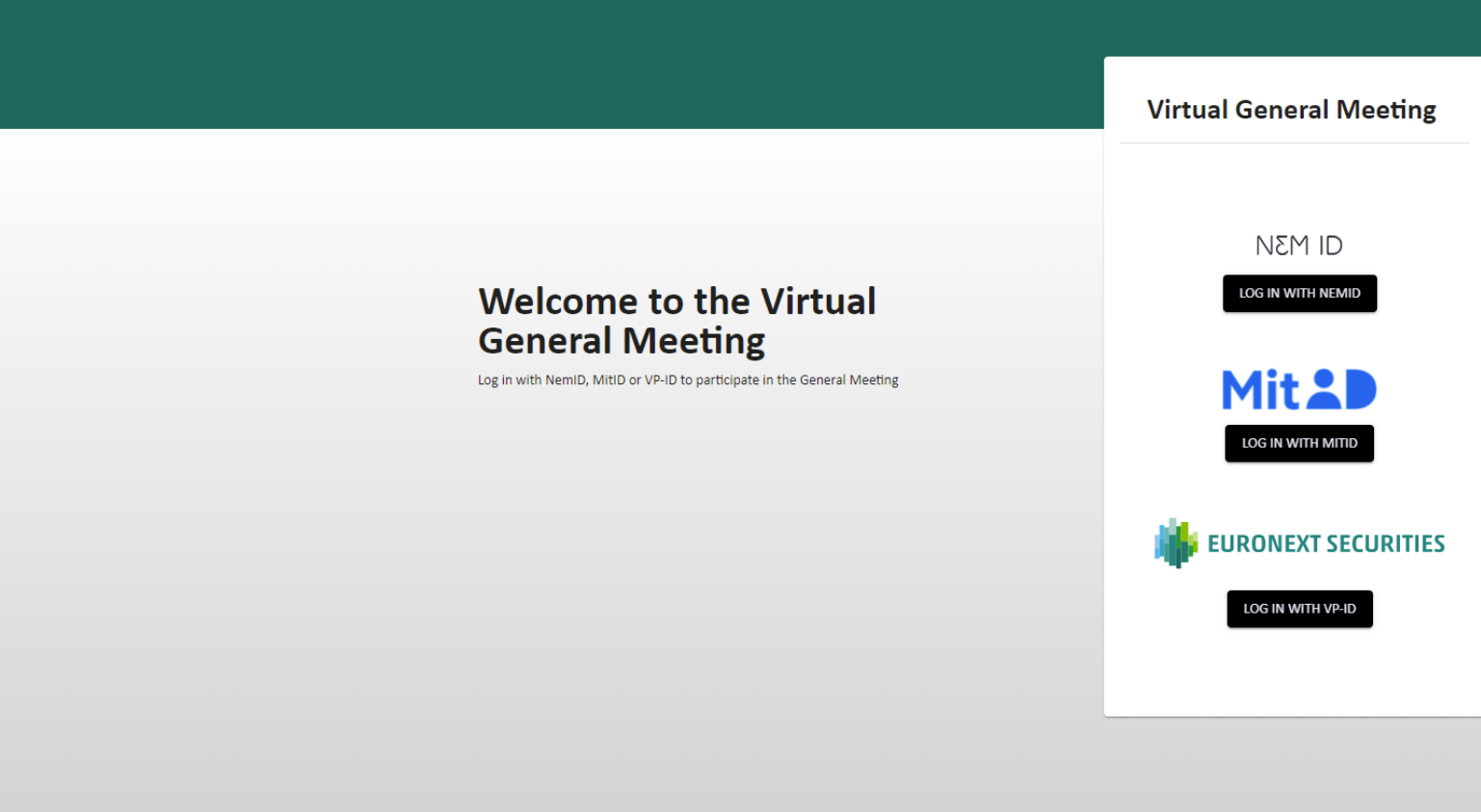
APPLE

The electronic general meeting portal will run in the four latest main versions of the Safari browser on Mac, iPhone and iPad (Safari versions 12, 13, 14 and 15). If you have older Apple equipment that may not be able to update to a usable Safari version, you can install and use a Chrome browser.

INTERNET CONNECTION

The quality of the transmission will depend on your provider. You should, as a minimum, have a 5-10 Mbit/s connection to achieve good transmission.

YOU CAN LOG INTO THE VGM PORTAL USING NEMID OR VP-ID.



The screenshot shows a web page for a Virtual General Meeting. On the left, a dark green header is partially visible. The main content area has a light gray background. In the center, the text reads "Welcome to the Virtual General Meeting" in a large, bold, black font. Below this, in a smaller font, it says "Log in with NemID, MitID or VP-ID to participate in the General Meeting". On the right side, there is a white rectangular box with a dark green header that says "Virtual General Meeting". Inside this box, there are three login options: "NEM ID" with a "LOG IN WITH NEMID" button, "MitID" with the MitID logo and a "LOG IN WITH MITID" button, and "Euronext Securities" with the Euronext logo and a "LOG IN WITH VP-ID" button.

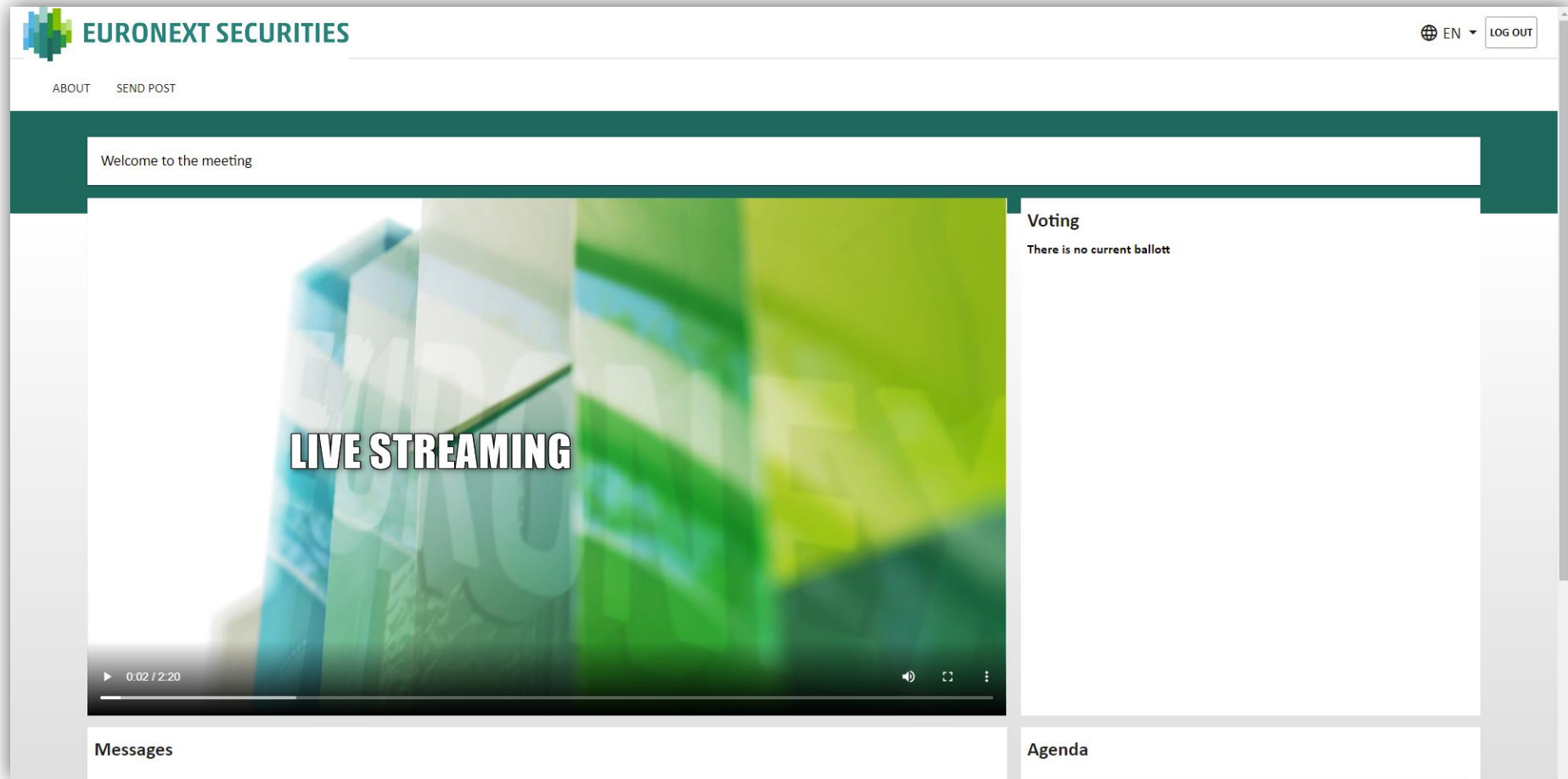
Need technical help?

Please contact VP Investor Services by phone [+45 4358 8894](tel:+4543588894)
or e-mail vp_VGMmail@euronext.com
VP SECURITIES A/S | CVR number: 21599336

Powered by

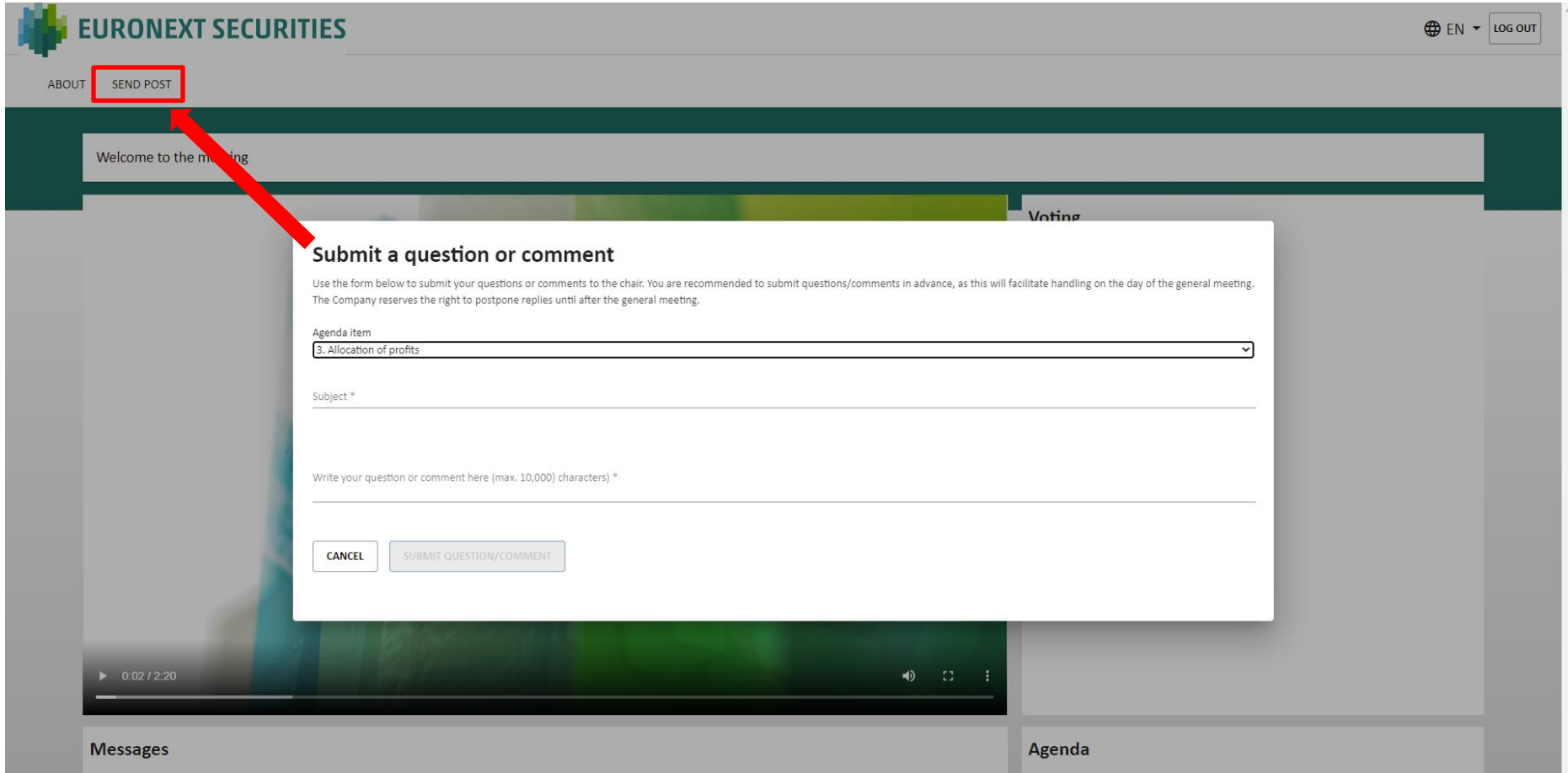


ATTEND THE GENERAL MEETING: CLICK ON THE 'PLAY' BUTTON TO START THE LIVE STREAM.



The screenshot shows the Euronext Securities website interface for a live stream. At the top left is the Euronext Securities logo and name. To the right are language and user options: a globe icon with 'EN' and a 'LOG OUT' button. Below the header are links for 'ABOUT' and 'SEND POST'. A dark green banner contains the text 'Welcome to the meeting'. The main content area is split into two columns. The left column features a large video player with a blurred background of blue and green geometric shapes. The text 'LIVE STREAMING' is overlaid in large, bold, white letters. The video player shows a progress bar at 0:02 / 2:20 and standard playback controls. The right column has a 'Voting' section with the text 'There is no current ballott'. Below the video player is a 'Messages' section, and below the voting section is an 'Agenda' section.

QUESTIONS/COMMENTS CLICK ON 'SEND POST' IN THE TOP LEFT-HAND CORNER. THE DIALOGUE BOX WILL THEN OPEN, WHERE YOU CAN SELECT AN AGENDA ITEM IN THE SCROLLABLE MENU. SUBJECT AND QUESTION/COMMENTS MUST BE COMPLETED.

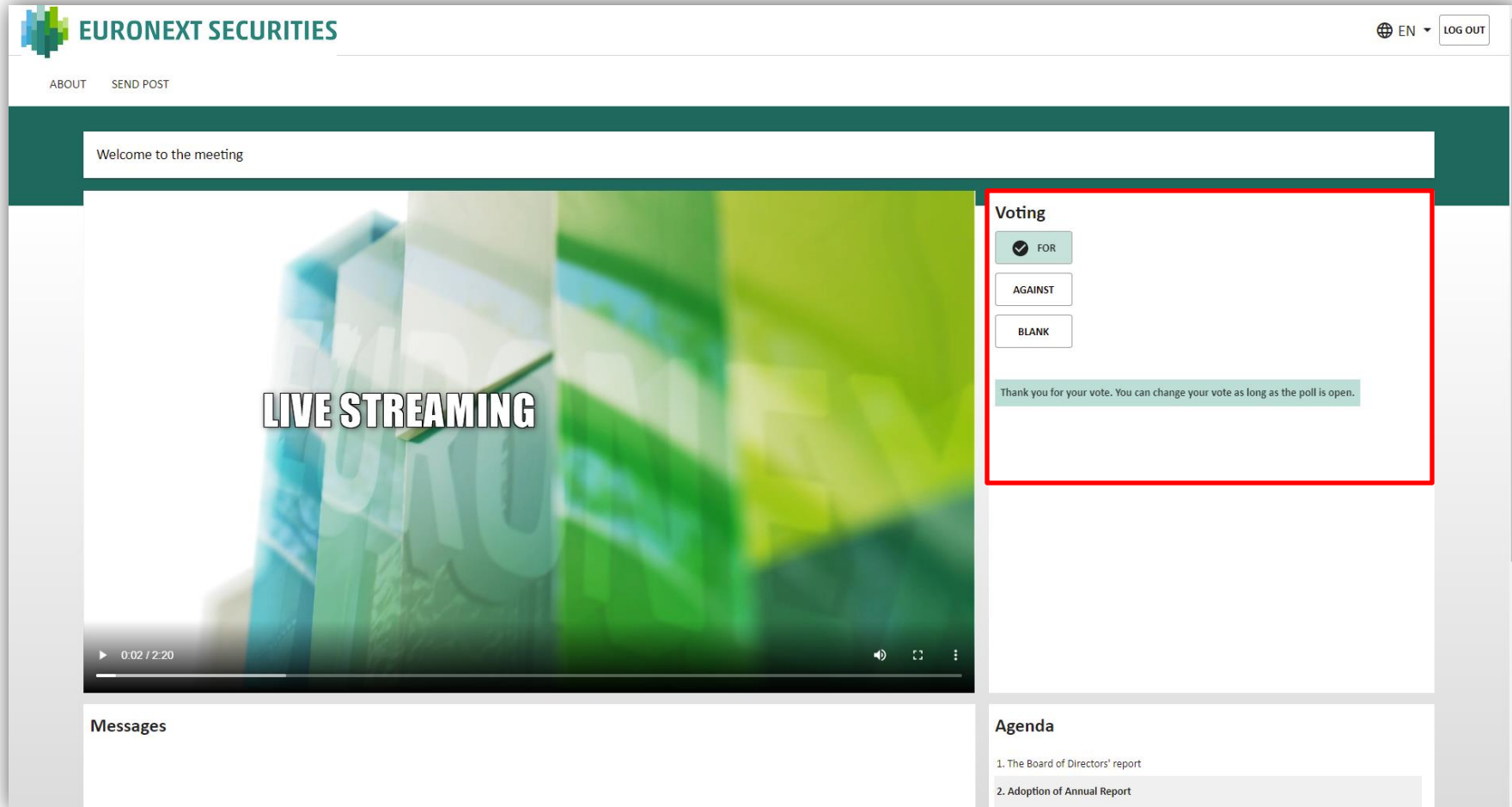


The screenshot displays the Euronext Securities website interface. At the top left, the 'SEND POST' button is highlighted with a red box, and a red arrow points from it to the 'Submit a question or comment' dialog box. The dialog box contains the following elements:

- Submit a question or comment** (Title)
- Use the form below to submit your questions or comments to the chair. You are recommended to submit questions/comments in advance, as this will facilitate handling on the day of the general meeting. The Company reserves the right to postpone replies until after the general meeting.
- Agenda item dropdown menu (Selected: 3. Allocation of profits)
- Subject * (Text input field)
- Write your question or comment here (max. 10,000) characters * (Text area)
- CANCEL button
- SUBMIT QUESTION/COMMENT button

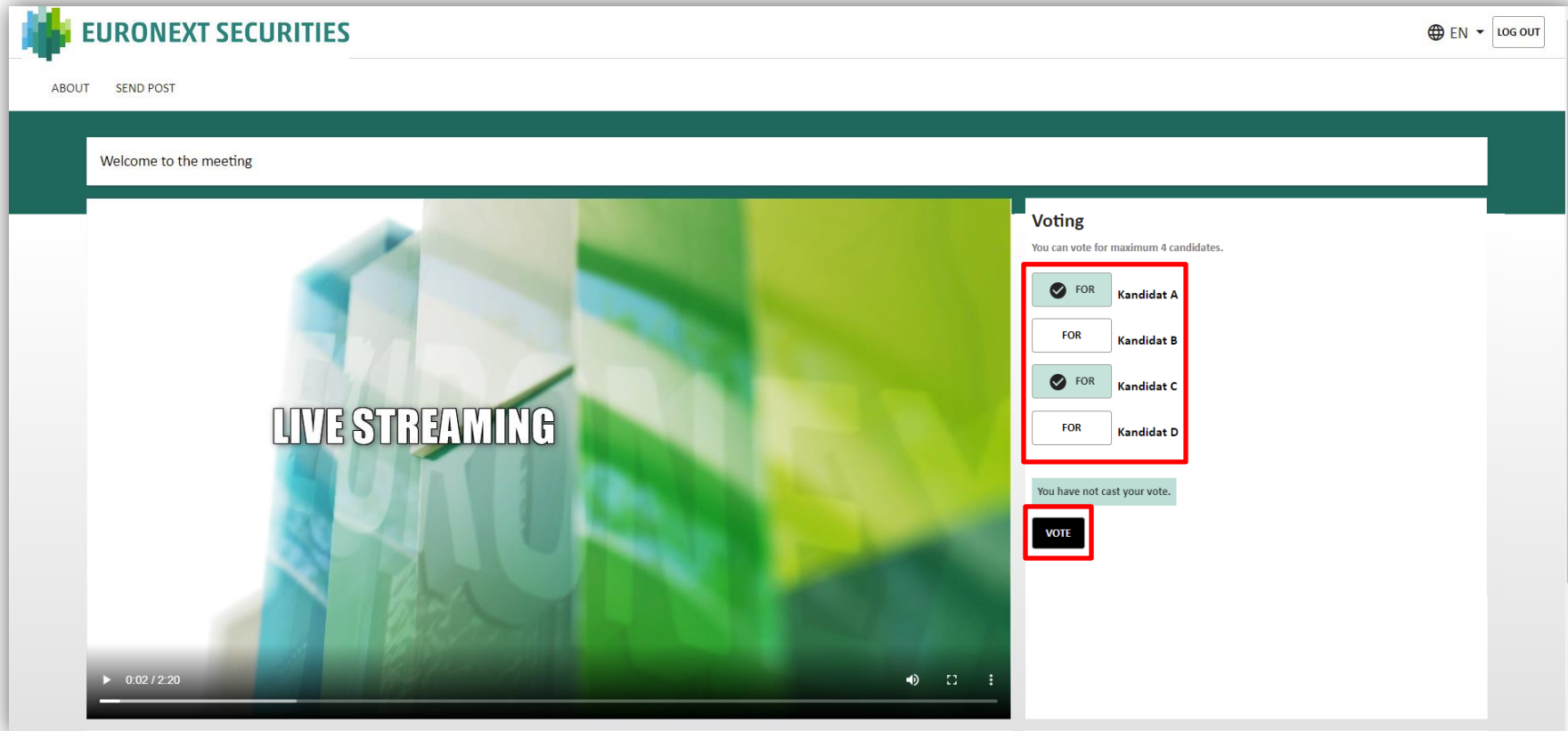
The background shows a video player with a progress bar at 0:02 / 2:20 and a 'Voting' section. The bottom of the page features 'Messages' and 'Agenda' sections.

VOTE FOR/AGAINST: CLICK ON FOR, AGAINST OR BLANK. YOU CAN CHANGE THIS FOR AS LONG AS THE BALLOT IS OPEN.



The screenshot shows the Euronext Securities website interface. At the top left is the Euronext Securities logo and the text "EURONEXT SECURITIES". To the right of the logo are links for "ABOUT" and "SEND POST". In the top right corner, there is a language selector showing "EN" and a "LOG OUT" button. Below the header, a dark green banner contains the text "Welcome to the meeting". The main content area is split into two columns. The left column features a large video player with a "LIVE STREAMING" overlay. The video player shows a progress bar at 0:02 / 2:20 and standard playback controls. The right column contains a "Voting" section, which is highlighted with a red border. This section includes three buttons: "FOR" (with a checkmark icon), "AGAINST", and "BLANK". Below these buttons is a message: "Thank you for your vote. You can change your vote as long as the poll is open." At the bottom of the page, there are two sections: "Messages" on the left and "Agenda" on the right. The "Agenda" section lists two items: "1. The Board of Directors' report" and "2. Adoption of Annual Report".

VOTE FOR A CANDIDATE: SELECT THE CANDIDATES FOR WHOM YOU WISH TO VOTE, AND THEN CLICK ON 'VOTE'.



The screenshot shows the Euronext Securities website interface. At the top left is the Euronext Securities logo and name. To the right are language and user options: a globe icon with 'EN', a dropdown arrow, and a 'LOG OUT' button. Below the header are links for 'ABOUT' and 'SEND POST'. A dark green banner contains the text 'Welcome to the meeting'. The main content area is split: on the left is a video player with 'LIVE STREAMING' text overlaid and a progress bar at the bottom showing '0:02 / 2:20'; on the right is the voting section. The voting section is titled 'Voting' and includes the instruction 'You can vote for maximum 4 candidates.' Below this is a list of four candidates, each with a 'FOR' button. The 'FOR' buttons for 'Kandidat A' and 'Kandidat C' are highlighted with a red checkmark and a red box. Below the candidate list is a message 'You have not cast your vote.' and a 'VOTE' button, which is also highlighted with a red box.

EURONEXT SECURITIES

EN LOG OUT

ABOUT SEND POST

Welcome to the meeting

LIVE STREAMING

0:02 / 2:20

Voting

You can vote for maximum 4 candidates.

FOR Kandidat A

FOR Kandidat B

FOR Kandidat C

FOR Kandidat D

You have not cast your vote.

VOTE